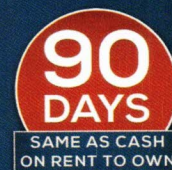





—  OF CANADA  —

PRICE GUIDE



Metal Colors

STANDARD METAL

Same price for Standard Metal or Shingle Roof.



RUSTIC RED	CHARCOAL	BLACK
BURNISHED SLATE	HUNTER GREEN	SILVER

SPECIAL ORDER METAL

Adds one week to the lead-time and has a slight upcharge.

BRILLIANT WHITE	ALAMO WHITE	ASH GRAY
LIGHT STONE	TAN	TAUPE
PEWTER GRAY	BROWN	BRITE RED
BURGUNDY	GALLERY BLUE	OCEAN BLUE

Shingles



Paint & Urethane Colors

STANDARD PAINT

One Standard Paint Color included in price.

BARN WHITE	NAVAJO	BEIGE
CLAY	BUCKSKIN	BROWN
GRAY SHADOW	GAP GRAY	BLACK
EVERGREEN	PINNACLE RED	SCARLET RED

URETHANE STAIN COLORS

MAHOGANY	HONEY GOLD	CHESTNUT BROWN
DARK EBONY	DRIFTWOOD	

Metal color availability and color names vary by region. Please consult your dealer for options in your area. Actual colors may vary from those displayed in brochure. See dealer for actual color swatch. OHB is not responsible for colors not matching the brochure.

OLDHICKORYBUILDINGS.CA

FACEBOOK.COM/OLDHICKORYBUILDINGS
INSTAGRAM.COM/OLDHICKORYBUILDINGS

Scan the QR code or visit
oldhickorybuildings.ca/brochure
to view & download our full brochure.





LOFTED BARN

WALL HEIGHT IS 6' 3"
TREATED OR PAINTED ONE COLOR

SIZE	CASH PRICE*	RENT TO OWN (36 MO)	RENT TO OWN (60 MO)**
8x10	\$4,975	\$230 ³²	\$184 ²⁶
8x12	\$5,195	\$240 ⁵¹	\$192 ⁴¹
8x16	\$6,075	\$281 ²⁵	\$225 ⁰⁰
10x10	\$5,795	\$268 ²⁹	\$214 ⁶³
10x12	\$6,425	\$297 ⁴⁵	\$237 ⁹⁶
10x14	\$6,895	\$319 ²¹	\$255 ³⁷
10x16	\$7,175	\$332 ¹⁸	\$265 ⁷⁴
10x20	\$8,945	\$414 ¹²	\$331 ³⁰
12x16	\$9,175	\$424 ⁷⁷	\$339 ⁸¹
12x20	\$10,595	\$490 ⁵¹	\$392 ⁴¹
12x24	\$12,375	\$572 ⁹²	\$458 ³³
12x28	\$14,145	\$654 ⁸⁶	\$523 ⁸⁹
12x30	\$14,825	\$686 ³⁴	\$549 ⁰⁷
12x32	\$15,575	\$721 ⁰⁶	\$576 ⁸⁵
12x36	\$16,575	\$767 ³⁶	\$613 ⁸⁹
12x40	\$17,625	\$815 ⁹⁷	\$652 ⁷⁸
14x24	\$15,945	\$738 ¹⁹	\$590 ⁵⁶
14x28	\$17,975	\$832 ¹⁸	\$665 ⁷⁴
14x32	\$20,375	\$943 ²⁹	\$754 ⁶³
14x36	\$22,025	\$1,019 ⁶⁸	\$815 ⁷⁴
14x40	\$23,375	\$1,082 ¹⁸	\$865 ⁷⁴
▶16x24	\$19,125	NA	NA
▶16x28	\$21,595	NA	NA
▶16x32	\$24,425	NA	NA
▶16x36	\$26,445	NA	NA
▶16x40	\$28,075	NA	NA

Up to 8ft of loft included in price. Additional charges apply if over 8ft. No discount for subtracting loft.
▶ 16ft wide buildings only available as build on site.

STANDARD BUILDINGS



UTILITY SHEDS

PRICE IS FOR 6' 3" WALLS (7' 8" AVAIL)
TREATED OR PAINTED ONE COLOR

SIZE	CASH PRICE*	RENT TO OWN (36 MO)	RENT TO OWN (60 MO)**
8x8	\$3,945	\$182 ⁶⁴	\$146 ¹¹
8x10	\$4,275	\$197 ⁹²	\$158 ³³
8x12	\$4,475	\$207 ¹⁸	\$165 ⁷⁴
8x16	\$5,925	\$274 ³¹	\$219 ⁴⁴
10x10	\$5,075	\$234 ⁹⁵	\$187 ⁹⁶
10x12	\$5,625	\$260 ⁴²	\$208 ³³
10x14	\$6,095	\$282 ¹⁸	\$225 ⁷⁴
10x16	\$6,395	\$296 ⁰⁶	\$236 ⁸⁵
10x20	\$8,045	\$372 ⁴⁵	\$297 ⁹⁶
12x16	\$8,225	\$380 ⁷⁹	\$304 ⁶³
12x20	\$9,575	\$443 ²⁹	\$354 ⁶³
12x24	\$10,895	\$504 ⁴⁰	\$403 ⁵²
12x28	\$12,475	\$577 ⁵⁵	\$462 ⁰⁴
12x30	\$13,275	\$614 ⁵⁸	\$491 ⁶⁷
12x32	\$13,675	\$633 ¹⁰	\$506 ⁴⁸
12x36	\$15,045	\$696 ⁵³	\$557 ²²
12x40	\$15,945	\$738 ¹⁹	\$590 ⁵⁶
14x24	\$14,625	\$677 ⁰⁸	\$541 ⁶⁷
14x28	\$16,475	\$762 ⁷³	\$610 ¹⁹
14x32	\$18,775	\$869 ²¹	\$695 ³⁷
14x36	\$20,795	\$962 ⁷³	\$770 ¹⁹
14x40	\$22,575	\$1,045 ¹⁴	\$836 ¹¹
▶16x24	\$17,525	NA	NA
▶16x28	\$19,775	NA	NA
▶16x32	\$22,495	NA	NA
▶16x36	\$24,975	NA	NA
▶16x40	\$26,975	NA	NA

▶ 16ft wide buildings only available as build on site.

Choose a
Standard
Building
Style & Size

Then choose
an add-on
package below

Your package price is added
to the standard building price

ADD-ON PACKAGES



PLAYHOUSE

Includes HOUSE-STYLE DOOR WITH 9 LITE WINDOW, 4' PORCH*, two PORCH POSTS, and three 2' x 3' SINGLE PANE WINDOWS. The Utility Style Playhouse package will include 8' WALLS. Package price does not include wooden barn doors. *Total length of building includes 4' PORCH.

\$1,415

Adds \$47.45 to 36 month rent
Adds \$37.96 to 60 month rent**

Building must include a porch to get package price.



DELUXE PLAYHOUSE

Includes HOUSE-STYLE DOOR WITH 9 LITE WINDOW, PORCH, PORCH RAILING (Included porch railing is 3 sections that are approx. 4' each.), four PORCH POSTS, and five 2' x 3' SINGLE PANE WINDOWS. The Utility Style Deluxe Playhouse Package will also include 8' WALLS. Minimum size is 12' x 24'. Package price does not include wooden barn doors. *Total length of building includes 4' PORCH.

\$2,385

Adds \$79.86 to 36 month rent
Adds \$63.89 to 60 month rent**

Building must include a porch to get package price.



GARAGE

Includes GARAGE DOOR, HOUSE-STYLE DOOR WITH NO WINDOW, one 2' x 3' SINGLE PANE WINDOW and 12" ON CENTER FLOOR JOISTS. The Utility Style Garage Package will also include 8' WALLS. Package price does not include wooden barn doors. Occupancy class not intended for use as a 'Private Garage' as defined by IBC.

9' GARAGE DOOR

\$1,580

Adds \$53.01 to 36 month rent
Adds \$42.41 to 60 month rent**

8' GARAGE DOOR

\$1,565

Adds \$52.55 to 36 month rent
Adds \$42.04 to 60 month rent**

Building must include a garage door and house-style door with no window to qualify for package price.



SIDE PORCH

Includes HOUSE-STYLE DOOR WITH 9 LITE WINDOW, PORCH, PORCH RAILING (included porch railing is approx. 4'), one PORCH POST, two 2' x 3' SINGLE PANE WINDOWS and DOUBLE WOODEN BARN DOORS. The Utility Style Side Porch package will also include 8' WALLS. *Total building width and length includes porch dimensions.

\$1,585

Adds \$53.01 to 36 month rent
Adds \$42.41 to 60 month rent**

Building must include a porch to get package price.



SHED DORMER

Available only on Utility Sheds

Includes a 7/12 PITCH ROOF (normally 5/12), three 10" x 29" WINDOWS in dormer. Only available on 8', 10' & 12' wide buildings. Inside wall heights are 81" for T1-11 siding and 82.5" for painted LP Smart Panel. More than one dormer can be added to building if size permits. Add \$1,515 for each additional dormer.

\$1,515

Adds \$50.69 to 36 month rent
Adds \$40.56 to 60 month rent**



GABLE DORMER

Available only on Utility Sheds

Includes one 18" OCTAGONAL WINDOW. More than one dormer can be added to building if size permits. Add \$1,515 for each additional dormer.

\$1,515


Adds \$50.69 to 36 month rent
Adds \$40.56 to 60 month rent**



A standard set of engineered plans are available for a fee after purchase of a building. Engineer Certified buildings are certified for 3.6 kPa Ground Snow Load and 0.74 kPa Wind (wind rating requires customer supplied anchors). Designed to meet NBC standards, not guaranteed for every local jurisdiction. See options table for pricing.



SPECIALTY BUILDINGS



BARNs

WALL HEIGHT IS 4'
TREATED OR PAINTED ONE COLOR

SIZE	CASH PRICE*	RENT TO OWN (36 MO)	RENT TO OWN (60 MO)**
8x8	\$3,645	\$168 ⁷⁵	\$135 ⁰⁰
8x10	\$3,945	\$182 ⁶⁴	\$146 ¹¹
8x12	\$4,145	\$191 ⁹⁰	\$153 ⁵²
8x16	\$5,275	\$244 ²¹	\$195 ³⁷
10x10	\$4,745	\$219 ⁶⁸	\$175 ⁷⁴
10x12	\$4,975	\$230 ³²	\$184 ²⁶
10x14	\$5,795	\$268 ²⁹	\$214 ⁶³
10x16	\$5,995	\$277 ⁵⁵	\$222 ⁰⁴
10x20	\$7,175	\$332 ¹⁸	\$265 ⁷⁴
12x16	\$7,795	\$360 ⁸⁸	\$288 ⁷⁰
12x20	\$9,045	\$418 ⁷⁵	\$335 ⁰⁰
12x24	\$10,545	\$488 ¹⁹	\$390 ⁵⁶

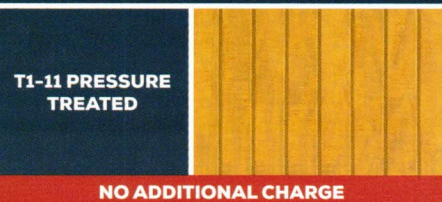


STUDIO SHEDS (SINGLE SLOPE)

FRONT HEIGHT INCREASES WITH WIDTH
TREATED OR PAINTED ONE COLOR

SIZE	CASH PRICE*	RENT TO OWN (36 MO)	RENT TO OWN (60 MO)**
8x12	\$4,715	\$218 ²⁹	\$174 ⁶³
8x16	\$6,165	\$285 ⁴²	\$228 ³³
10x10	\$5,315	\$246 ⁰⁶	\$196 ⁸⁵
10x12	\$5,865	\$271 ⁵³	\$217 ²²
10x14	\$6,335	\$293 ²⁹	\$234 ⁶³
10x16	\$6,635	\$307 ¹⁸	\$245 ⁷⁴
10x20	\$8,285	\$383 ⁵⁶	\$306 ⁸⁵
12x16	\$8,465	\$391 ⁹⁰	\$313 ⁵²
12x20	\$9,815	\$454 ⁴⁰	\$363 ⁵²
12x24	\$11,135	\$515 ⁵¹	\$412 ⁴¹
12x28	\$12,715	\$588 ⁶⁶	\$470 ⁹³
12x30	\$13,515	\$625 ⁶⁹	\$500 ⁵⁶
12x32	\$13,915	\$644 ²¹	\$515 ³⁷
12x36	\$15,285	\$707 ⁶⁴	\$566 ¹¹
12x40	\$16,185	\$749 ³¹	\$599 ⁴⁴
14x24	\$14,865	\$688 ¹⁹	\$550 ⁵⁶
14x28	\$16,715	\$773 ⁸⁴	\$619 ⁰⁷
14x32	\$19,015	\$880 ³²	\$704 ²⁶
14x36	\$21,035	\$973 ⁸⁴	\$779 ⁰⁷
14x40	\$22,815	\$1,056 ²⁵	\$845 ⁰⁰

SIDING OPTIONS



T1-11 PRESSURE TREATED

NO ADDITIONAL CHARGE




LP SMART PANEL

NO ADDITIONAL CHARGE

ENGINEERED FLOORING

5/8" ENGINEERED TONGUE & GROOVE



UPGRADE: 3/4" FLOORING
(SEE OPTIONS TABLE FOR PRICING)



WOOD DRYING SHEDS

SINGLE SLOPE ROOF: FRONT HEIGHT INCREASES WITH WIDTH
UTILITY STYLE ROOF: PRICE IS FOR 6' 3" WALLS (7' 8" AVAIL)
TREATED DECK BOARD



UTILITY STYLE ROOF:
ADD \$140

UTILITY STYLE ROOF
WITH 8' WALL UPGRADE:
ADDITIONAL \$240

SIZE	CASH PRICE*	RENT TO OWN (36 MO)	RENT TO OWN (60 MO)**
8x8	\$3,945	\$182 ⁶⁴	\$146 ¹¹
8x12	\$4,475	\$207 ¹⁸	\$165 ⁷⁴
10x10	\$5,075	\$234 ⁹⁵	\$187 ⁹⁶

ANIMAL SHELTERS

WALL HEIGHT IS 8'
TREATED OR PAINTED ONE COLOR



ANIMAL SHELTER FEATURES

- Comes standard with 6ft tall rear wall. Upgrade to 7ft or 8ft tall rear walls on 8ft, 10ft or 12ft wide animal shelters for \$300. Not available on 14ft or 16ft wide animal shelters.
- Standard one stall per 20 feet of length or less (not counting tack room), unless specifically ordered differently.
- Additional stalls (includes opening and divider) can be added for \$615 per stall (optional).

TACK ROOM

- \$165/foot of length (minimum of 4'). (Tack Room starts on an outside end wall. Add \$615 to start on an inside divider wall.)
- 3ft Wooden Barn door on all tack rooms. Upgrade to 4ft Wooden Barn door for \$40 (where applicable).

Buildings will be set directly on ground with no blocking. Ground must be suitable for application prior to delivery.

ANIMAL SHELTER SECURITY DEPOSITS

\$200: 8ft & 10ft wide buildings

\$600: 12ft wide buildings

\$1,000: 14ft wide buildings

SIZE	CASH PRICE*	RENT TO OWN (36 MO)	RENT TO OWN (60 MO)**
8x12	\$4,715	\$218 ²⁹	\$174 ⁶³
8x16	\$6,165	\$285 ⁴²	\$228 ³³
10x10	\$5,315	\$246 ⁰⁶	\$196 ⁸⁵
10x12	\$5,865	\$271 ⁵³	\$217 ²²
10x14	\$6,335	\$293 ²⁹	\$234 ⁶³
10x16	\$6,635	\$307 ¹⁸	\$245 ⁷⁴
10x20	\$8,285	\$383 ⁵⁶	\$306 ⁸⁵
12x16	\$8,465	\$391 ⁹⁰	\$313 ⁵²
12x20	\$9,815	\$454 ⁴⁰	\$363 ⁵²
12x24	\$11,135	\$515 ⁵¹	\$412 ⁴¹
12x28	\$12,715	\$588 ⁶⁶	\$470 ⁹³
12x30	\$13,515	\$625 ⁶⁹	\$500 ⁵⁶
12x32	\$13,915	\$644 ²¹	\$515 ³⁷
12x36	\$15,285	\$707 ⁶⁴	\$566 ¹¹
12x40	\$16,185	\$749 ³¹	\$599 ⁴⁴
14x24	\$14,865	\$688 ¹⁹	\$550 ⁵⁶
14x28	\$16,715	\$773 ⁸⁴	\$619 ⁰⁷
14x32	\$19,015	\$880 ³²	\$704 ²⁶
14x36	\$21,035	\$973 ⁸⁴	\$779 ⁰⁷
14x40	\$22,815	\$1,056 ²⁵	\$845 ⁰⁰
➤16x24	\$17,765	NA	NA
➤16x28	\$20,015	NA	NA
➤16x32	\$22,735	NA	NA
➤16x36	\$25,215	NA	NA
➤16x40	\$27,215	NA	NA
➤ 16ft wide buildings only available as build on site.			

BUILD ON SITE

Build on site requires additional fees paid to the builder. See local dealer for details.



OPTIONS & ADD-ONS

WINDOW OPTIONS

W1	18" OCTAGONAL WINDOW	\$130
W2	12"x18" LOFT WINDOW (IN LOFT ONLY; DOES NOT FIT ABOVE GARAGES)	\$130
W3S	2'x3' SINGLE PANE WINDOW	\$130
W3D	2'x3' DOUBLE PANE VINYL WINDOW (ARGON FILLED, ENERGY STAR RATED)	\$305
W4S	3'x3' SINGLE PANE WINDOW	\$150
W4D	3'x3' DOUBLE PANE VINYL WINDOW (ARGON FILLED, ENERGY STAR RATED)	\$390
W5	SHUTTER TRIM	\$100 PER WINDOW
W6	10"x35" WINDOW (FITS 4' SINGLE BARN DOOR)	\$150
W7	10"x29" WINDOW (FITS DOUBLE BARN DOOR)	\$125

DOOR OPTIONS

D1	SINGLE 3' BARN DOOR	\$100
D2	SINGLE 3' WOODEN BARN DOOR WITH WINDOW	\$230
D3	SINGLE 4' BARN DOOR	\$140
D4	SINGLE 4' WOODEN BARN DOOR WITH WINDOW	\$290
D5	DOUBLE BARN DOORS	\$210
D6	DOUBLE WOODEN BARN DOORS WITH WINDOWS	\$455
D7	HOUSE - STYLE DOOR, NO WINDOW (OPENS IN & TO THE RIGHT ONLY)	\$500
D8	HOUSE - STYLE DOOR, 9 LITE WINDOW (OPENS IN & TO THE RIGHT ONLY)	\$585
D9	OPENING LOFT DOOR (LOFTED BARN ONLY)	\$100
D10	9'x7' GARAGE DOOR (WALL MUST BE AT LEAST 12' WIDE x 8' TALL) (12" ON CENTER FLOOR JOISTS INCLUDED)	\$1,050
D11	8'x7' GARAGE DOOR (WALL MUST BE AT LEAST 10' WIDE x 8' TALL) (12" ON CENTER FLOOR JOISTS INCLUDED)	\$1,025
	GARAGE DOOR BRUSH SEAL (PRICED PER DOOR)	\$350

FLOORING OPTIONS

	ADDITIONAL SKIDS (EACH)	\$6.35/ft
	3/4" FLOORING (PRICED PER SQUARE FOOT)	\$0.75/sq ft
	2x6 FLOOR JOISTS (STANDARD ON 14' & 16' WIDE BUILDINGS)	\$0.50/sq ft
	12" ON CENTER FLOOR JOISTS (STANDARD ON GARAGES)	\$0.50/sq ft

PAINT & URETHANE OPTIONS

	PAINT (ONE STANDARD COLOR)	FREE
	PAINTED BUILDING TRIM (SECOND COLOR / PAINT ONLY)	\$90
	EACH ADDITIONAL COLOR (INCLUDES DOORS - PAINT OR URETHANE TRIM ON DOORS & SHUTTERS - PAINT ONLY)	\$90
	UPGRADE TO URETHANE OR CUSTOM PAINT COLOR (8' & 10' WIDE BUILDINGS)	ADD \$140
	UPGRADE TO URETHANE OR CUSTOM PAINT COLOR (12' & 14' WIDE BUILDINGS)	ADD \$275

OTHER OPTIONS

P1	HOUSE WRAP VAPOR BARRIER (ON WALLS ONLY)	\$1.75/sq ft
P2	TAR PAPER (UNDER ROOFING ONLY, RECOMMENDED FOR SHINGLE ROOFS)	\$1.75/sq ft
H1	7' TALL WALLS (81" INSIDE) (UTILITIES)	\$220
H2	8' TALL WALLS (92" INSIDE) (UTILITIES)	\$220
I1	WORKBENCH (PRICED PER FOOT OF WIDTH)	\$20/ft
I2	SHELVES (3 TIER) (PRICED PER FOOT OF WIDTH)	\$20/ft
I3	LOFT (PRICED PER FOOT OF DEPTH)	\$30/ft
E1	EXTRA PORCH POST	\$55/each
E2	PORCH RAILING	\$20/ft
E3	6" FRONT & BACK ROOF OVERHANG (GABLE END WALLS)	\$345
E4	7/12 PITCH (6' & 7' WALLS ONLY) (UTILITY ONLY) (8', 10' & 12' WIDE ONLY)	\$345
F1	16" ON CENTER TRUSSES (PAINTED ONLY)	\$0.50/sq ft
F2	16" ON CENTER STUDS AND TRUSSES (TREATED ONLY)	\$1.10/sq ft
	SPECIAL ORDER METAL ROOF COLOR	\$240
	ENGINEERED PLANS	\$50

- All dimensions measured in feet and inches.
- One color paint/water sealer included in above price. Urethane and additional colors are extra (excluding Build On Site).
- *Plus tax. Prices shown include 3% discount offered for purchases made with cash or cheque. Credit card purchases are not eligible for the discounted price and will be priced 3% higher.
- 12' wide and over buildings are measured across the eaves due to MOT regulations (all others are measured from outside corners).
- **Not available at all locations. See dealer for details.
- All 8ft wide buildings come with a single door (excluding packages).
- All 10ft, 12ft, 14ft & 16ft wide buildings come with double doors (excluding packages).
- Available RTO terms may change by location. See your local dealer for details.
- Add package price to Lofted or Utility Style Buildings only. These are package deals, options may be removed but no credit given on price.

Old Hickory Buildings of Canada, ULC and its associates are not responsible for permits, snow/wind load requirements, covenant searches, restrictions, setbacks, yard damage, or underground damage. In very rare cases, underground footers may be required by local building codes. Old Hickory Buildings of Canada does not offer digging or footer services and these are not included in free set up, however we can work with customer or contractor when required for an additional cost. Please contact your local Building Inspector and/or Homeowner's Association for information on requirements and restrictions. It is the customer's responsibility to decide if ground conditions are unsuitable for delivery. Old Hickory has the right to refuse any sale prior to the time when it is accepted and approved by Old Hickory's corporate office and the building is set up at customer's location.

ALL PRICES SUBJECT TO CHANGE.

10.6.21 (OHC_PG_NS-7175) Old Hickory Buildings of Canada, ULC ©Copyright 2021 | All rights reserved.

RENT TO OWN

SECURITY DEPOSITS*

\$100: 8ft & 10ft wide buildings

\$300: 12ft wide buildings

\$1,000: 14ft wide buildings

*Excludes Animal Shelters & Build On Site.

DELIVERY & SETUP



- Free delivery and easy setup within 50 kilometers.
- Please consult your local dealer for the most up-to-date delivery lead times.
- No site preparation necessary if site is no more than 3 feet out of level.
- Customer has the responsibility to decide if ground conditions are unsuitable for delivery. We are not responsible for yard damage.
- Site must be accessible by truck and trailer.

Drivers can supply blocks for \$4.00 each. Free Delivery covers one trip up to 50 kilometers one way. Trips over 50 kilometers are subject to a \$2.75/km (8ft & 10ft wide) or \$4.75/km (12ft & 14ft wide) charge one way. Free setup includes leveling the building, starting with one corner at ground level and raising it up to a maximum of 3 feet. If leveling requires 1 foot or less, pressure treated wood may be used. Otherwise, customer may supply concrete blocks which are placed on top of the ground, or we can supply concrete blocks for \$4.00 each.

In very rare cases, underground footers may be required by local building codes. Old Hickory Buildings of Canada does not offer digging or footer services and these are not included in free set up, however we can work with customer or contractor when required for an additional cost.

Please contact your local Building Inspector and/or Homeowner's Association for information on requirements and restrictions. The customer will be responsible for the mileage charge as well as the cost of any additional trips.